

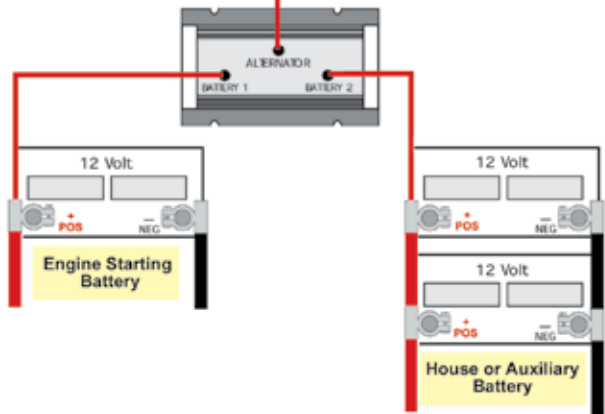
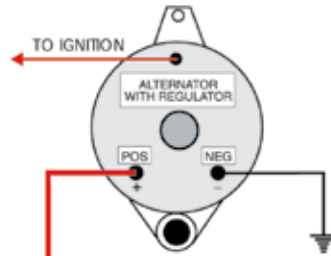


TECH TIPS

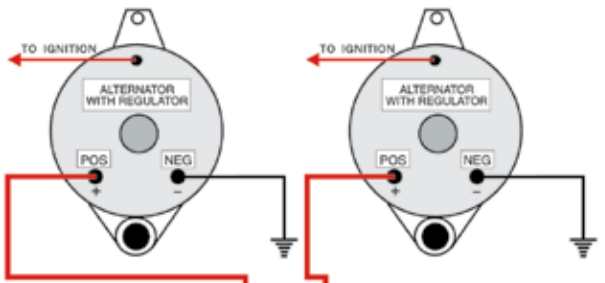
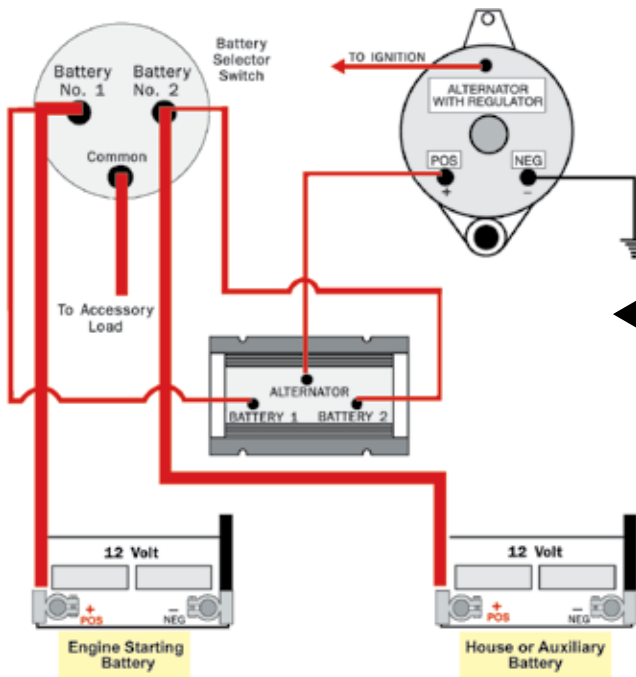
TYPICAL BATTERY ISOLATOR CIRCUITS

The most common battery isolator is the one alternator, two battery unit. It doesn't matter how many batteries are connected in parallel to the battery 1 or 2 terminal.

Remember, when batteries are connected in parallel, they become one large battery.



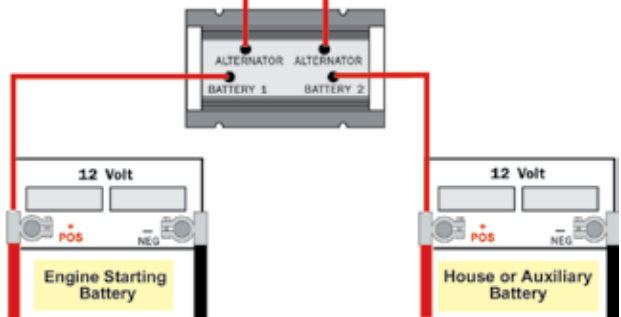
The one alternator, two battery isolator with a battery selector switch will allow both banks of batteries to be charged regardless of what position the battery selector switch is in.



The two alternator, two battery isolator allows both alternators to charge both batteries.



In the event of one alternator failure, both batteries would be maintained by the working alternator.



© ARCO STARTING & CHARGING SPECIALISTS

Toll Free 800-722-2720 · Phone 850-455-5476 · Fax 850-453-2630 · www.arcomarine.com